



Kinetic letters is based on a physical approach where children learn letter and number formation through movement and multi-sensory experiences to develop core body strength.

In Oak and Chestnut Class, we do many things to help with this.

- We do some of our writing on our tummies, resting on our elbows with our legs out straight.
- We also do some of our writing with the whiteboards stuck to the wall as this builds strength in our core, which helps to support a comfortable and strong writing position at a table.
- We do lots of climbing on apparatus to make our shoulders strong. You could do this by going on monkey bars at the park. We are also becoming experts at the plank position and chair push-ups.
- We use scissors, tweezers, playdough and elastic bands to make our hands and fingers strong.

To support the children in learning how to form letters correctly, they hear stories about Brave Monkey and Scared Monkey who help them to know where to start each letter.


Here are all of the letter families:

<i>Lower-case letters</i>	
Jumper Family	h n m b r p
Abracadabra Family	c a o d s q g
Window Cleaner Family	l t i u
Fisher Family	y j f g
Squirtter	e
Slider family	k v w x z


<i>Upper-case letters</i>	
Straight lined group	I L E F H T
Curved line group	C O S G Q
Lines with Curves group	D P B R J U
Sliding lines group	A M N K W V Z X Y

We use special trees on our paper to give the children a prompt. Here are the guidelines...


Tree guides usually used in Oak Class (15mm)



Tree guides usually used in Chestnut Class (12mm)





Tree guides usually used in KS2 (10mm)




If you would like to practise letter and number formation at home, here are the terms your child will be used to hearing.

### Jumper Family



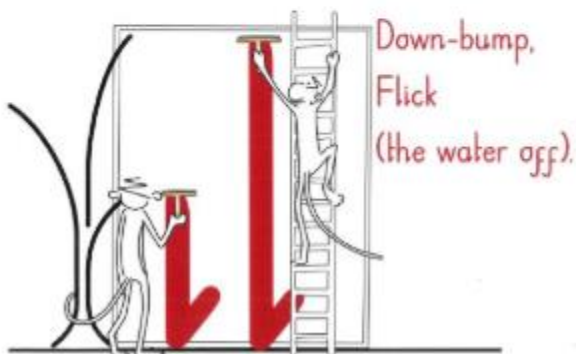

### Abracadabra Family



Pull around and Push. *abracadabra*




### Window Cleaner Family



**Special Squirter**



Push across.  
Up. Pull around and Push  
(along the ground).



**Slider Family**



**CAPITALS**



Sliding lines group



All made by Bounce.

**CAPITALS**



Straight lines group

Curved lines group

Lines with curves group



All made by Bounce.



# NUMBERS



Pushing numbers.



All made by Bounce.



Pulling numbers.